


LAUNCH MANUAL

PREPARATION

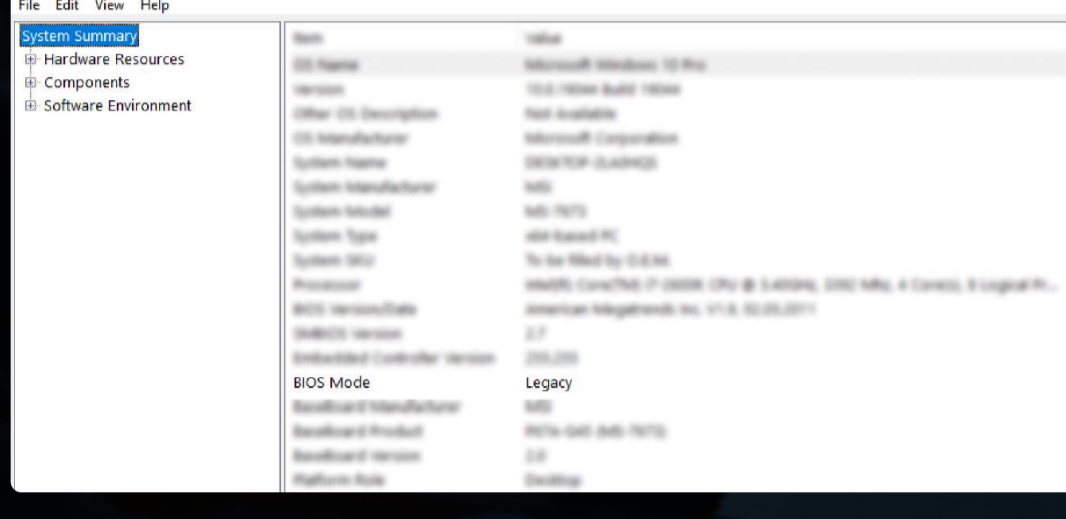
- Your system should not be modified by Win Tweaker or similar software
- Your system should not have any antivirus software installed
- Make sure secure boot is disabled on your system.

CHECK YOUR SYSTEM INFORMATION

- Search for **System Information** in the Windows Search.



- You are looking for the **BIOS Mode** line. It should say **UEFI**. If it does, proceed to the next step.

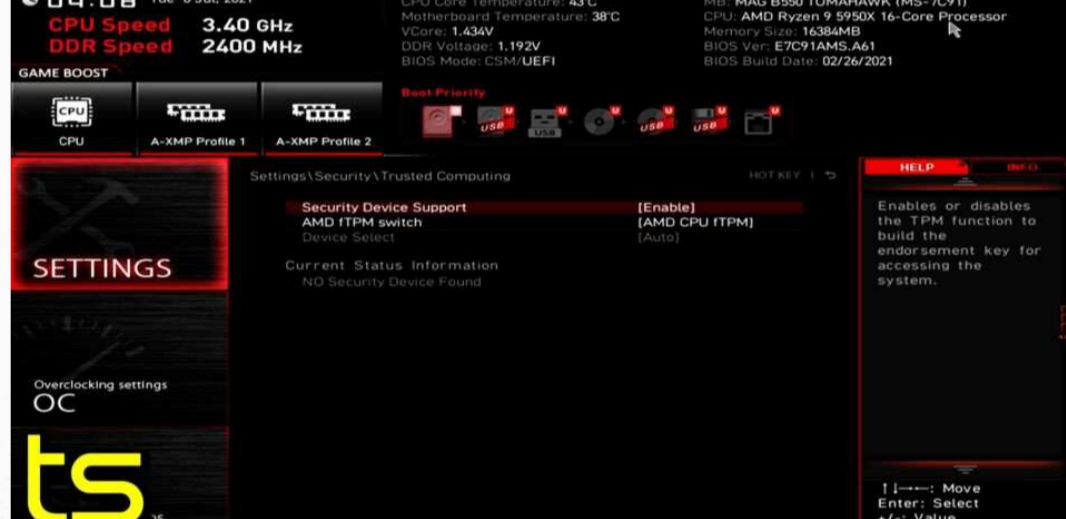


- If it says Legacy, then you should go to your BIOS and **change Boot Mode to UEFI and reinstall your Windows**. For now, FEQRITY only supports UEFI but we are working on Legacy support.

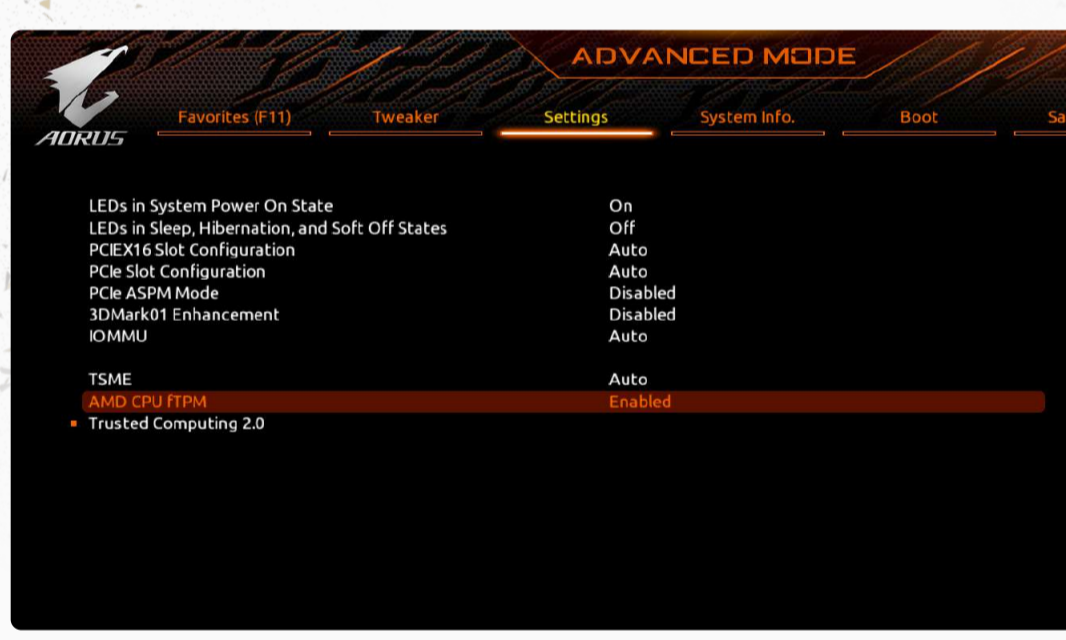


DISABLE SECURE BOOT AND TPM

- In your BIOS, check the **Secure Boot** section. In order for software to work, you need to **disable it**.



- Usually, TPM is in the same section. You should also **disable it**. For some machines, it disables simultaneously with Secure Boot.



RUN THE SOFTWARE

- After making sure everything from the steps 1 and 2 is carefully followed, you can launch the software.

- Run the loader as administrator.
- Your PC will reboot. The first boot can take some time, especially on old machines. It can take up to 10 minutes. **You should not do anything with your machine during this time.**
- After successfully booting, you can run the game and kill everyone.

BAN INFORMATION

PERMANENT BAN

- Caused by cheat/feature detection.

SHADOWBAN

- You can still play the game with no problems however you'll only be put into lobbies with other shadowbanned players. These bans usually expire after 7 days.

WHAT CAUSES A SHADOWBAN?

- Blatantly cheating and/or receiving too many reports in a short period of time.
- Exceeding 12 kills in a single match on a fresh account. (for warzone only)

RECOMMENDATIONS

- Use legitimate aimbot settings (slow aimbot speed and low FOV) to avoid reports.
- Use a HWID Spoofer only if you've been banned. A good one is Infinite (<https://infsoft.dev/>)
- Use aged BNET & aged Activision accounts (at least 3 months old). These accounts do not have a kill limitation.

RECOMMENDATIONS

- Use legitimate aimbot settings (slow aimbot speed and low FOV) to avoid reports.
- Use a HWID Spoofer only if you've been banned. A good one is Infinite (<https://infsoft.dev/>)
- Use aged BNET & aged Activision accounts (at least 3 months old). These accounts do not have a kill limitation.

HOW NOT TO GET YOUR ACCOUNT BLOCKED:

- Early level/new user raging or going ham will most likely ban you.
- You are required to use high smoothing/noise values if you are using Aimbot (do not use default settings).
- To avoid being banned, do not push everything as if you were raging. Do not have high kill games/high damage games consistently.
- Warm up your account before using Aimbot! Also, stay 4 - 8 kills a game. Get to level 40+ before doing any raging. DONT BLAME US FOR YOUR BANS IF YOU DONT LISTEN.
- Don't play with certain veterans until you get higher ranked. No heavy pushing with ESP or preferring. No playing with Aimbot until higher level. Don't use rage settings. Avoid using high no recoil settings as well.
- Pushing people with ESP like you wouldn't normally with it off or preferring is RAGING, you idiot. Serverside will see this and you will be flagged. Don't be stupid.